

**Buffer storage tank - cold storage tank
 EnerVal G cool (800,1000)**

- Steel buffer storage tank for the hydraulic integration of energy generators, coating with water-based paint
- Cold insulation made of synthetic rubber (19 mm), glued on diffusion-proof, with plastic outer jacket (red)
- 8 connection flanges DN 65 (PN 16)
- 2 connection flanges DN 80 (PN 16)
- 1 sleeve G 1½" (IT) for electric heating element
- 5 sleeves G ½" (IT) for sensor/thermometer
- 1 sleeve G 1" (IT) for circulation lance
- 1 sleeve G 1" (IT) for ventilation
- Perforated separating plate in the central area for separation of the temperature zones
- Flow diversions permanently installed

Delivery

- Cold storage tank mounted with cold insulation (glued on diffusion-proof)



**Buffer storage tank - cold storage tank
 EnerVal G cool (1500,2500)**

- Steel buffer storage tank for the hydraulic integration of energy generators, coating with water-based paint
- Cold insulation made of synthetic rubber (19 mm), glued on diffusion-proof, with plastic outer jacket (red)
- 8 connection flanges DN 80 (PN 16)
- 2 connection flanges DN 100 (PN 16)
- 1 sleeve G 1½" (IT) for electric heating element
- 5 sleeves G ½" (IT) for sensor/thermometer
- 1 sleeve G 1" (IT) for ventilation
- Perforated separating plate in the central area for separation of the temperature zones
- Flow diversions permanently installed

Delivery

- Cold storage tank mounted with cold insulation (glued on diffusion-proof)

**Buffer storage tank - cold storage tank
 EnerVal G cool (4000,6000)**


- Steel buffer storage tank for the hydraulic integration of energy generators, coating with water-based paint
- Cold insulation made of synthetic rubber (19 mm), glued on diffusion-proof, with plastic outer jacket (red)
- 8 connection flanges DN 100 (PN 16)
- 2 connection flanges DN 125 (PN 16)
- 1 sleeve G 1½" (IT) for electric heating element
- 5 sleeves G ½" (IT) for sensor/thermometer
- 1 sleeve G 1" (IT) for ventilation
- Perforated separating plate in the central area for separation of the temperature zones
- Flow diversions permanently installed

Delivery

- Cold storage tank mounted with cold insulation (glued on diffusion-proof)

Range		
EnerVal G cool type	Nominal content l	Operating pressure bar
(800)	793	6
(1000)	889	6
(1500)	1440	6
(2500)	2518	6
(4000)	4035	6
(6000)	5849	6

Buffer storage tank - cold storage tank



EnerVal G cool (800-6000)

Steel tank raw on the inside
Cold storage tank mounted with cold insulation

EnerVal G cool type	Nominal content l
(800)	793
(1000)	889
(1500)	1440
(2500)	2518
(4000)	4035
(6000)	5849

Part No.

6059 871
6059 872
6059 933
6059 934
6059 935
6059 936

Accessories

Protective tube immersion

sleeve set 200 1/2", 4 x
For installation of maximum 4 sensors
Nickel-plated brass
Installation length = 187 mm
Outer Ø: 18 mm, inner Ø: 16 mm
including 3 segment springs 90°,
1 Omega clamping spring



6061 045

Protective tube immersion sleeve SB280 1/2"

Nickel-plated brass
Installation length = 280 mm
Outer Ø: 9 mm, inner Ø: 7 mm

2018 837

Thermal insulation for EnerVal G cool

made of polyester fibre fleece
Outer plastic jacket colour red with patented
aluminium sealing bracket

Type	Polyester fibre fleece
(800)	120 mm
(1000)	120 mm
(1500)	140 mm
(2500)	140 mm
(4000)	140 mm
(6000)	140 mm

6061 134
6061 135
6061 136
6061 137
6061 138
6061 139

Services



Commissioning

Commissioning by works service or Hoval trained authorised serviceman/company is condition for warranty.

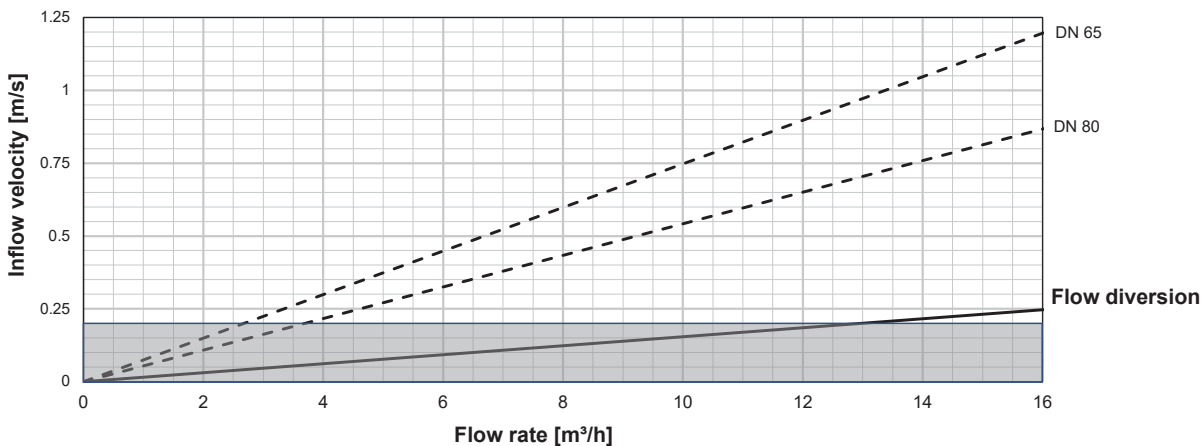
For commissioning and other services please contact your Hoval sales office.

EnerVal G cool (800-6000)

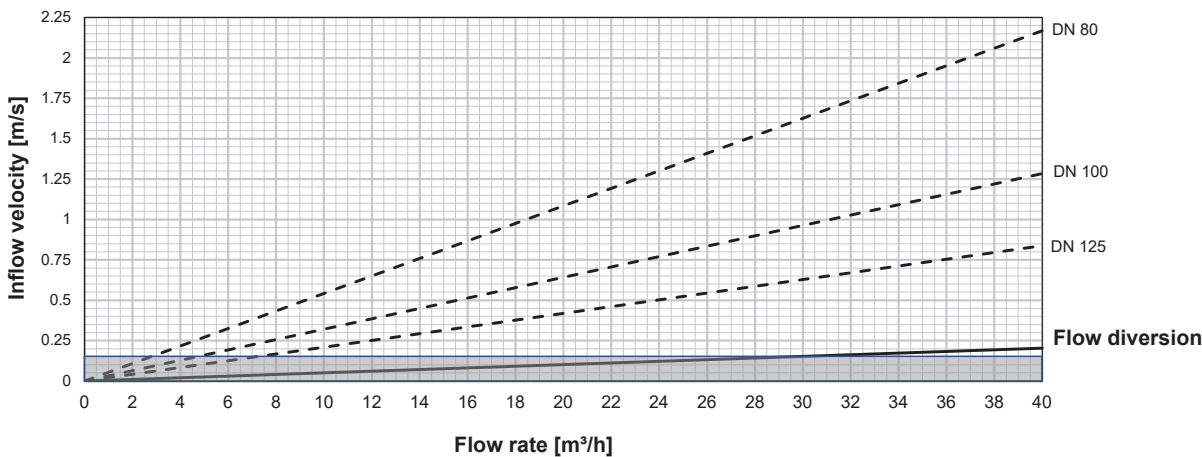
Type		(800)	(1000)	(1500)	(2500)	(4000)	(6000)
• Volume	l	793	889	1440	2518	4035	5849
• Max. operating/test pressure	bar	6	6	6	6	6	6
• Min. operating temperature	°C	5	5	5	5	5	5
• Max. operating temperature	°C	85	85	85	85	85	85
• Cold insulation synthetic rubber	mm	19	19	19	19	19	19
• Cold insulation λ 0 °C	W/mK	0.033	0.033	0.033	0.033	0.033	0.033
• Cold insulation λ 40 °C	W/mK	0.037	0.037	0.037	0.037	0.037	0.037
• Fire protection class		B-s3,d0	B-s3,d0	B-s3,d0	B-s3,d0	B-s3,d0	B-s3,d0
• Transport weight	kg	171	189	306	468	694	902
• Water vapour diffusion resistance μ		≥ 7000	≥ 7000	≥ 7000	≥ 7000	≥ 7000	≥ 7000
• Dimensions		see dimensional drawing					

Velocity into the connection nozzle and inflow velocity with flow diversion

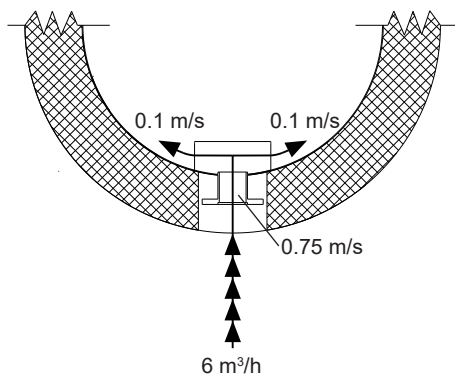
EnerVal G cool (800,1000)



EnerVal G cool (1500-6000)

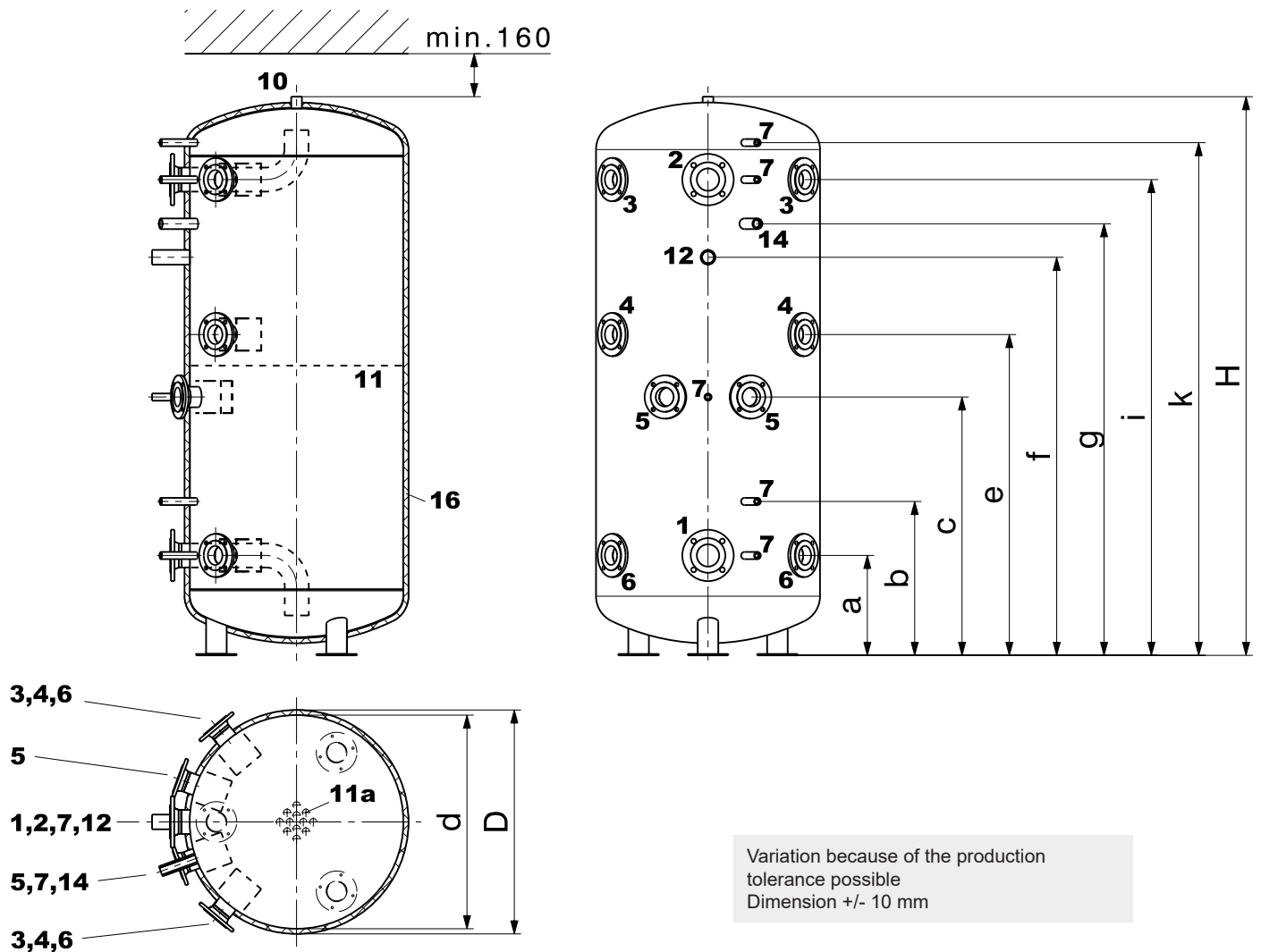


Example of inlet velocity distribution by flow diversions

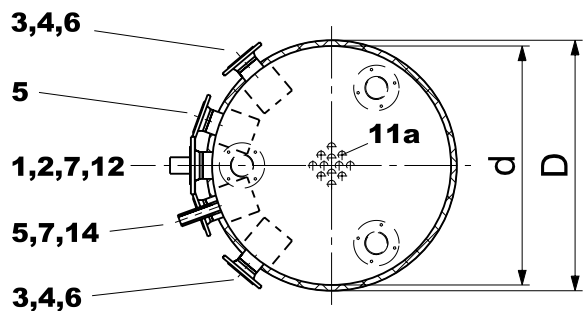


EnerVal G cool (800-6000)

Dimensions incl. cold insulation (series)
(Dimensions in mm)



Variation because of the production
tolerance possible
Dimension +/- 10 mm



	Type (800,1000)	Type (1500,2500)	Type (4000,6000)
1	Cooling connection flow discharge (bend pipe)	DN 80, 4 x M16*	DN 125, 8 x M16*
2	Cooling connection return discharge (bend pipe)	DN 80, 4 x M16*	DN 125, 8 x M16*
3	Cold generator connection return top (inflow restrictor)	DN 65, 4 x M12*	DN 80, 4 x M16*
4	Cold generator connection flow top (inflow restrictor)	DN 65, 4 x M12*	DN 100, 4 x M16*
5	Cold generator connection return bottom (inflow restrictor)	DN 65, 4 x M12*	DN 100, 4 x M16*
6	Cold generator connection flow bottom (inflow restrictor)	DN 65, 4 x M12*	DN 100, 4 x M16*
7	Sleeve for immersion sleeve, thermostat or thermometer	G 1/2" (IT)	G 1/2" (IT)
10	Possible air vent	G 1" (IT)	G 1" (IT)
11	Separating plate		
11a	Holes in the separating plate	12 x	24 x
12	Connection for electric heating element	G 1 1/2" (IT)	G 1 1/2" (IT)
14	Connection for circulation lance, attention: only for type (800,1000)	G 1" (IT)	G 1 1/2" (IT)
16	Cold insulation, thickness 19 mm		

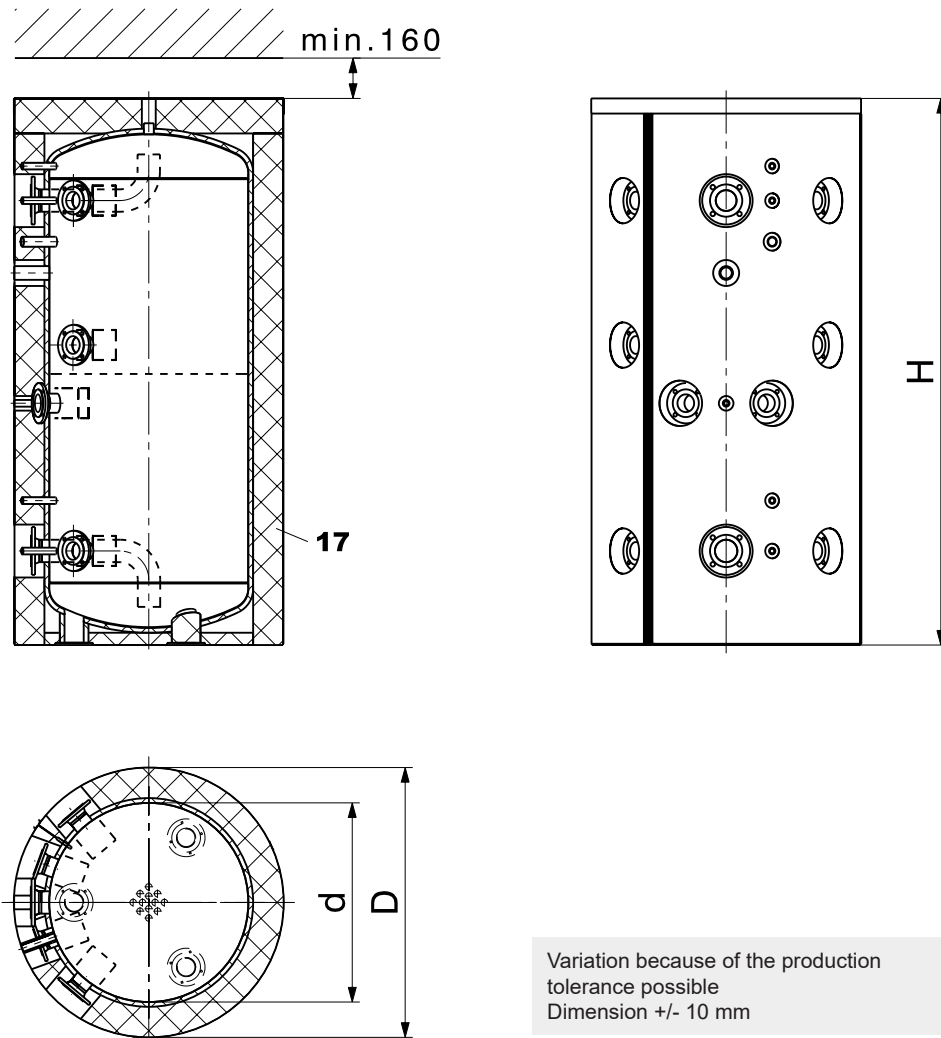
* The screw holes have threads

EnerVal G cool

type	D	d	H	a	b	c	e	f	g	i	k	Tilting measure
(800)	828	790	1866	327	496	810	1041	1269	1402	1527	1684	1882
(1000)	828	790	2066	369	569	955	1186	1472	1596	1759	1894	2080
(1500)	1028	990	2140	378	549	914	1164	1380	-	1699	1916	2158
(2500)	1288	1250	2448	435	645	1050	1302	1595	-	1903	2211	2475
(4000)	1438	1400	2975	485	780	1386	1638	2227	-	2535	2735	2999
(6000)	1638	1600	3303	523	840	1473	1873	2523	-	2823	3023	3342

EnerVal G cool (800-6000)

Dimensions with thermal insulation (optional)
(Dimensions in mm)



17 Thermal insulation, thickness
(in addition to the 19 mm cold insulation)

Type (800,1000)	Type (1500,2500)	Type (4000,6000)
120 mm	140 mm	140 mm

EnerVal G cool

type	D	d	H
(800)	1068	790	1961
(1000)	1068	790	2161
(1500)	1308	990	2255
(2500)	1568	1250	2563
(4000)	1718	1400	3090
(6000)	1918	1600	3418